

Ministry of Social Development and Eradication of Hunger

The Bolsa Família Program





Population: 175 million

Area: 8,514,215.3 km²

26 States and the


Federal District

5.561 municipalities

Brazil and Latin America

Population¹ – 2002

Latin America and the Caribbean




GDP² – 2001

Latin America and the Caribbean



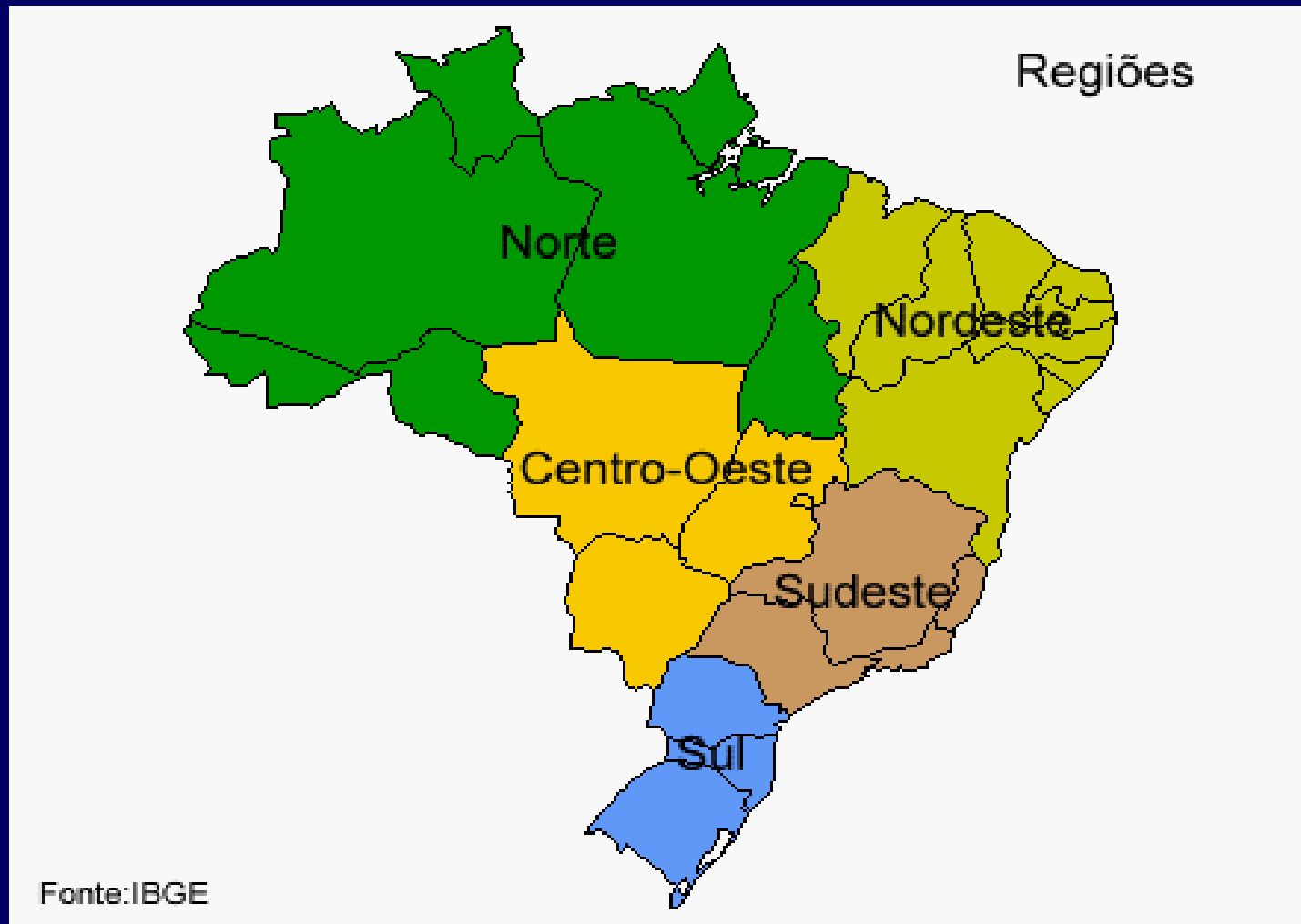
Infant Mortality³ - 2002

Latin America



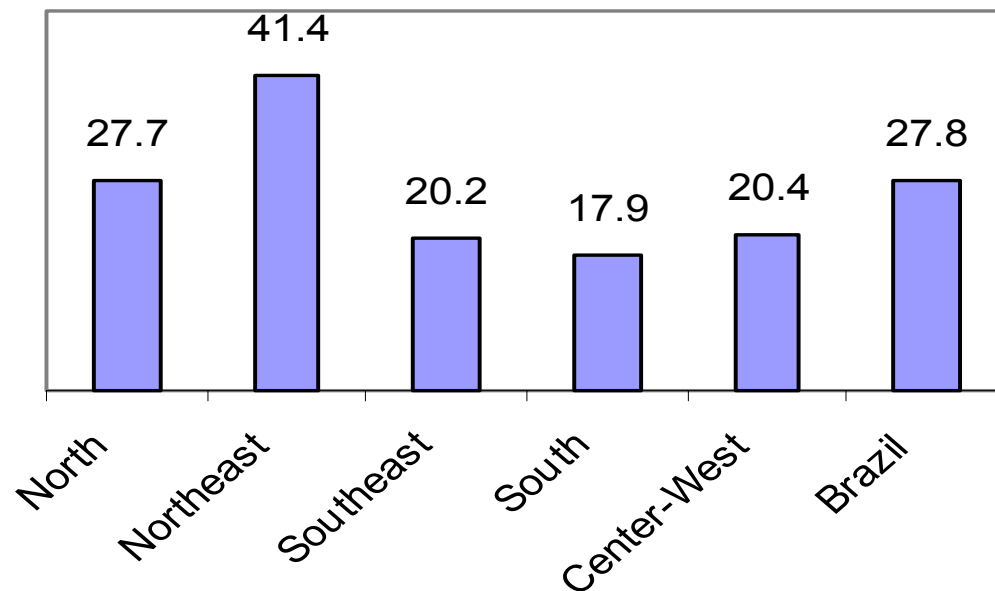
1. In million inhabitants. Source: CEPAL
2. In million US\$, at invariable prices. Source: CEPAL
3. Per thousand live births. Source: The World Bank

Brazil – Geographic Regions



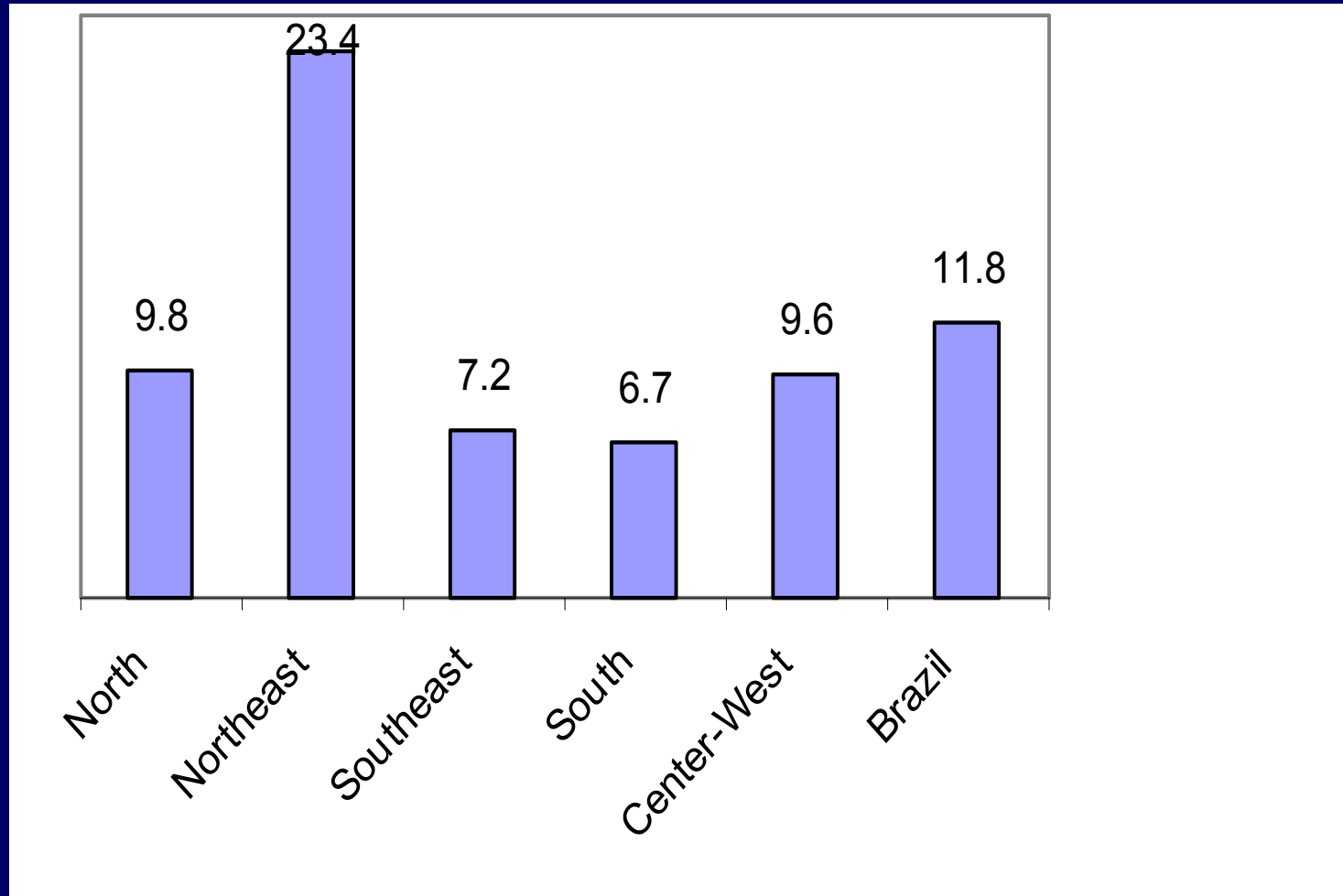
Brazil – regional inequalities

Infant Mortality per region



Brazil – regional inequalities

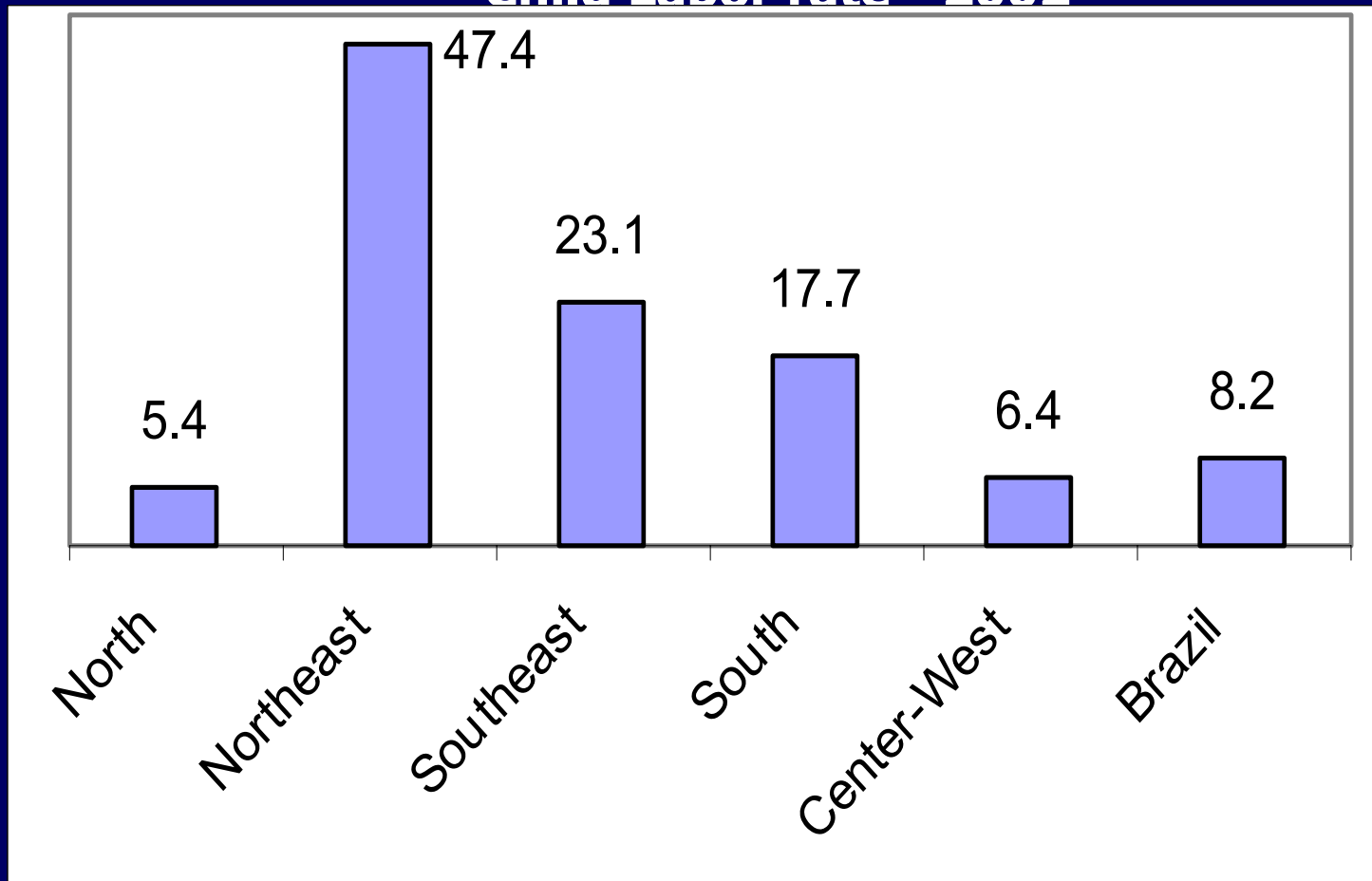
Illiteracy rate for people ≥ 15 years old - 2002



Source: IBGE

Brazil – regional inequalities

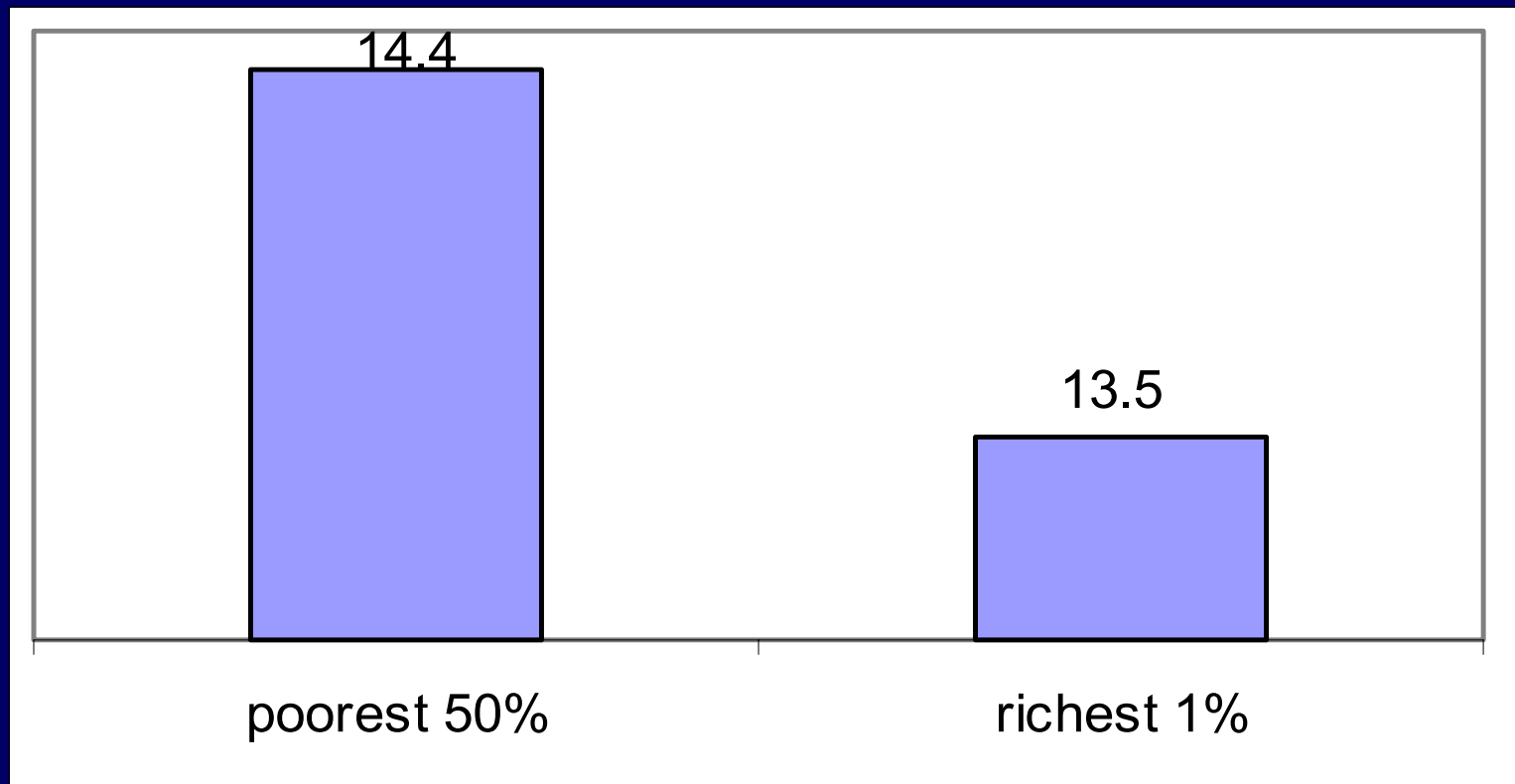
Child Labor rate - 2002



Source: IBGE

Brazil – regional inequalities

Income distribution for the poorest 50% and for the richest 1% in relation to total income – 2002



Source: IBGE

The Bolsa Família Program

Conditional cash transfer program, aiming to:

- Alleviate poverty immediately, through the provision of monetary transfers; and
- Eradicate poverty and promote social inclusion, through the basic social rights (such as health and education) and through access to complementary policies.

Objectives

- (I) To fight hunger and promote nutritional and food security;**
- (II) To fight poverty;**
- (III) To promote access to public services, especially health, education and social assistance;**
- (IV) To promote sustainable self-sufficiency of the families living in poverty and in extreme poverty conditions;**
- (V) To promote integration, complementarity and synergy of the public sector social actions.**

Characteristics

- **Focused on the family rather than on individual members;**
- **Unification of selection criteria and conditionalities for beneficiaries;**
- **Integration of efforts among the different levels of government;**
- **National coverage, with gradual implementation in the municipalities.**

The Bolsa Família Program

Extremely poor families:
Household monthly per capita income up to US\$ 15.77

Fixed benefit: US\$ 15.77
Variable benefit: up to US\$ 14.20

US\$ 4.73 { Children in the 0-15 age group

Poor families:
Household monthly per capita income between US\$ 15.77 and US\$ 31.55

Variable Benefit: up to US\$ 14.20



Conditionality

Health

- Children ages 0 to 6 and pregnant and lactating women
 - Pre-natal and post-natal health visits
 - Vaccines up to date for children ages 0 to 6

Education

- School attendance for children in the 6-15 age group

Management Model

- Integration of efforts across the different levels of government;
- Partnerships for decentralization;
- Inter-sectoral and decentralized operation;
- Social control (citizen oversight);

Program Partnerships

State
Governments

Municipal
Governments

- Using own resources to expand coverage and/or to increase the benefit amount;
- Making available complementary programs;
- Shared management of databases (registry);
- Decentralization in the monitoring of conditionalities;
- Validation of beneficiaries.

Complementary Programs

- Government initiatives that allow families to reach conditions for self-sufficiency

Examples of Complementary Programs

- Programs for income and job generation;
- Professional re-qualification and qualification programs (training)
- Vocational training courses;
- Micro-credit;
- Support to cooperative program initiatives;
- Literacy programs.

Flow of the Program's Operation

Ministry

**City Hall
(municipality)**

**Financing
agent**

Families

**Defines
criteria and
guides**

**Program's local
management**

**Process
information**

**Authorizes
concession**

**Generates report
For concessions**

**Issues
payment
order**

Generates payment list

**Releases
payment**

Withdrawal

Coverage

FOLHA may/04



**5.461 municipalities – 98,2% of
Brazilian municipalities**



**3,97 million
families**

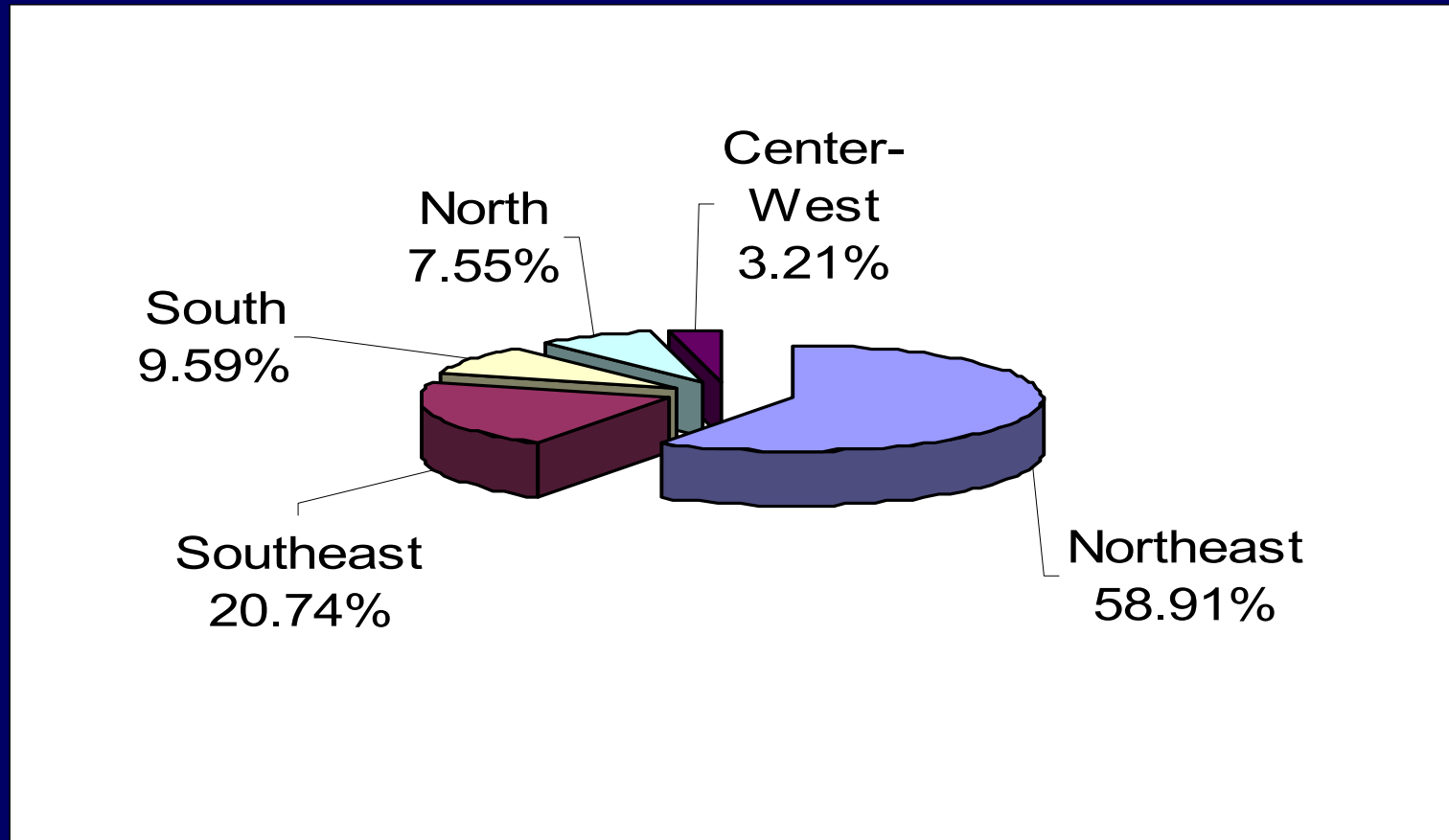


**16 million
people**



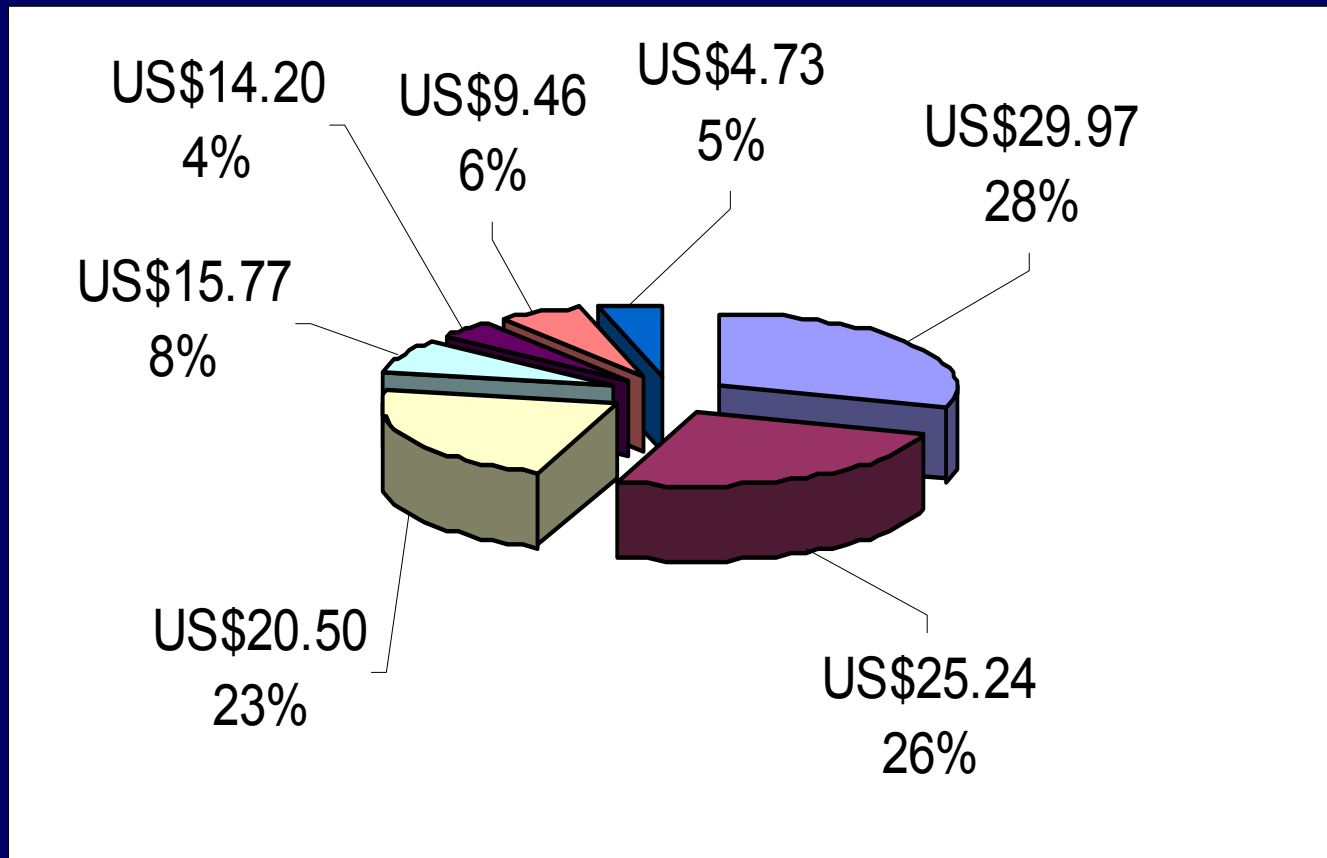
Families - By Region

(May/04)



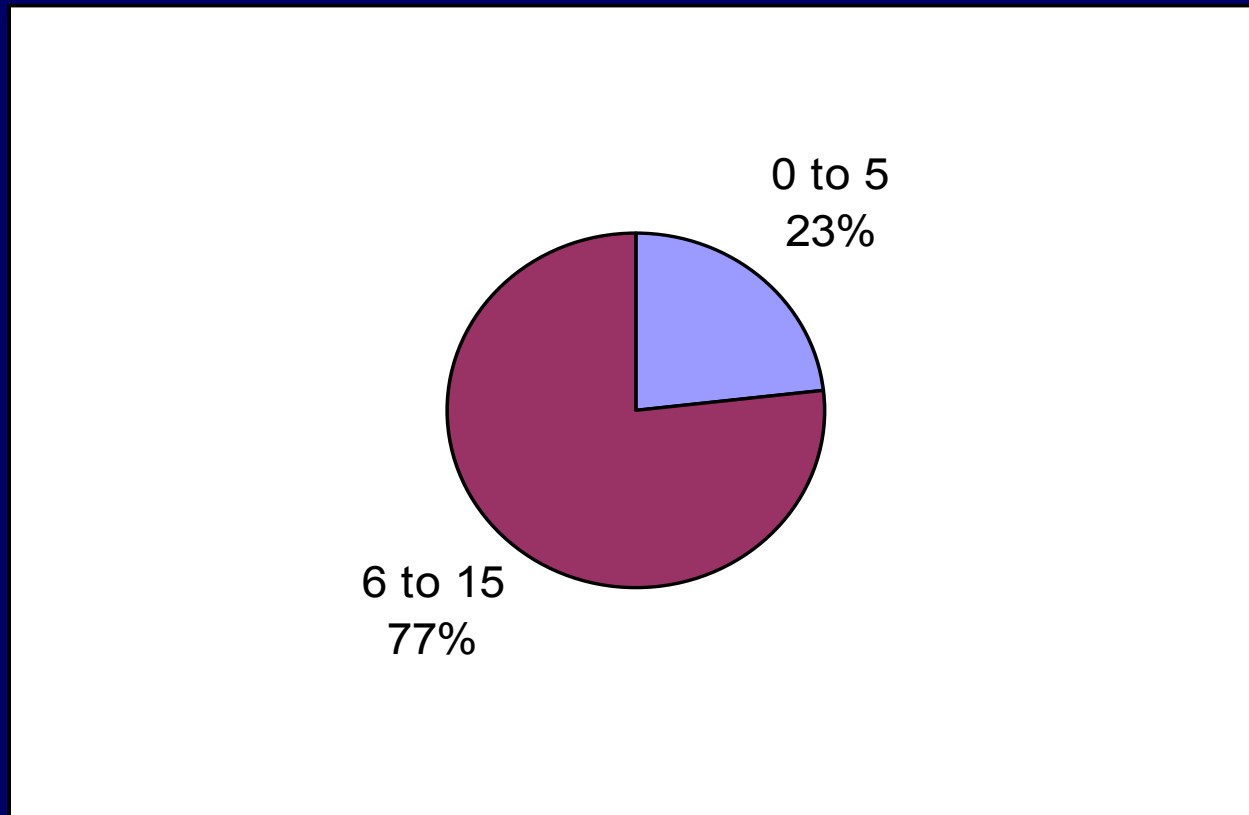
Families: 3.967.581

Families – By benefit amount (May/04)



Families: 3.967.581

Distribution of children and youth by age group (May/04)



Total Children: 7.407.978

Goals (families)

December 2003	: 3.6 million
July 2004	: 4,5 million
December 2004	: 6,5 million
Dezembro 2005	: 8,7 million
Dezembro 2006	: 11,2 million

Resources

2004 - R\$ 6.0 billion
US\$ 2.0 billion

2005 - R\$ 7.5 billion
US\$ 2.5 billion

Operational Costs : 3.8%

Ministry of Social Development and Eradication of Hunger

